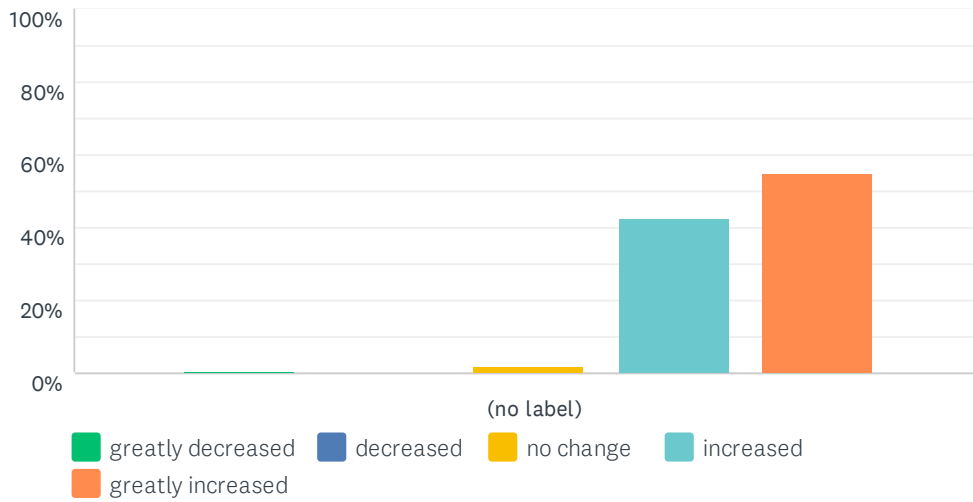


Q1 As a provider, have you seen a change in child and adolescent anxiety?

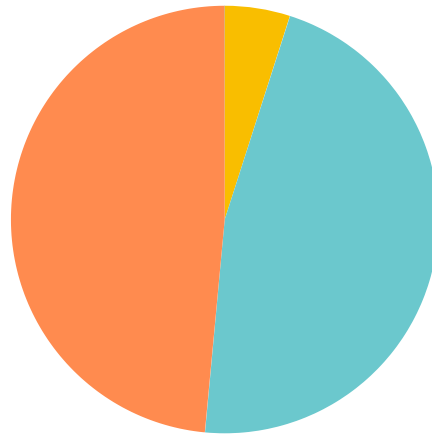
Answered: 202 Skipped: 1



	GREATLY DECREASED	DECREASED	NO CHANGE	INCREASED	GREATLY INCREASED	TOTAL	WEIGHTED AVERAGE
(no label)	0.50% 1	0.00% 0	1.98% 4	42.57% 86	54.95% 111	202	4.51

Q2 As a provider, have you seen a change in depression?

Answered: 202 Skipped: 1

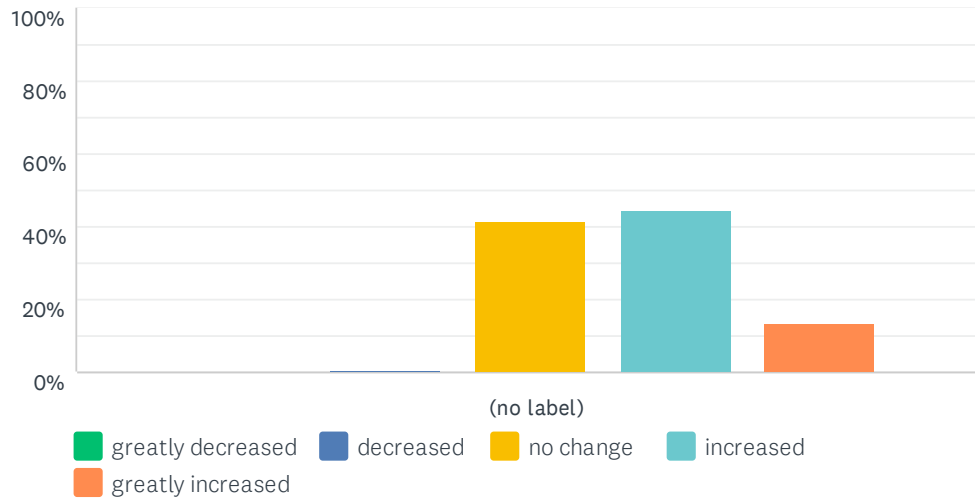


■ greatly decreased
 ■ decreased
 ■ no change
 ■ increased
 ■ greatly increased

	GREATLY DECREASED	DECREASED	NO CHANGE	INCREASED	GREATLY INCREASED	TOTAL	WEIGHTED AVERAGE
(no label)	0.00% 0	0.00% 0	4.95% 10	46.53% 94	48.51% 98	202	4.44

Q3 As a provider, have you seen a change in suicidal ideation?

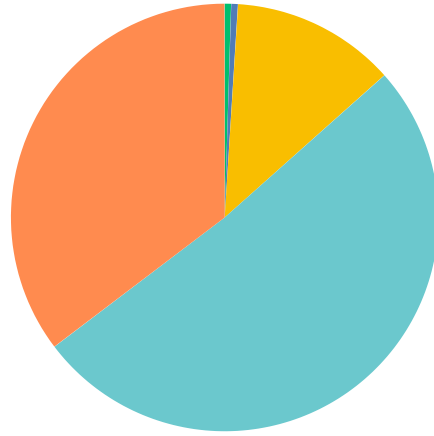
Answered: 200 Skipped: 3



	GREATLY DECREASED	DECREASED	NO CHANGE	INCREASED	GREATLY INCREASED	TOTAL	WEIGHTED AVERAGE
(no label)	0.00% 0	0.50% 1	41.50% 83	44.50% 89	13.50% 27	200	3.71

Q4 As a provider, have you seen a change in child and adolescent behavior problems?

Answered: 201 Skipped: 2

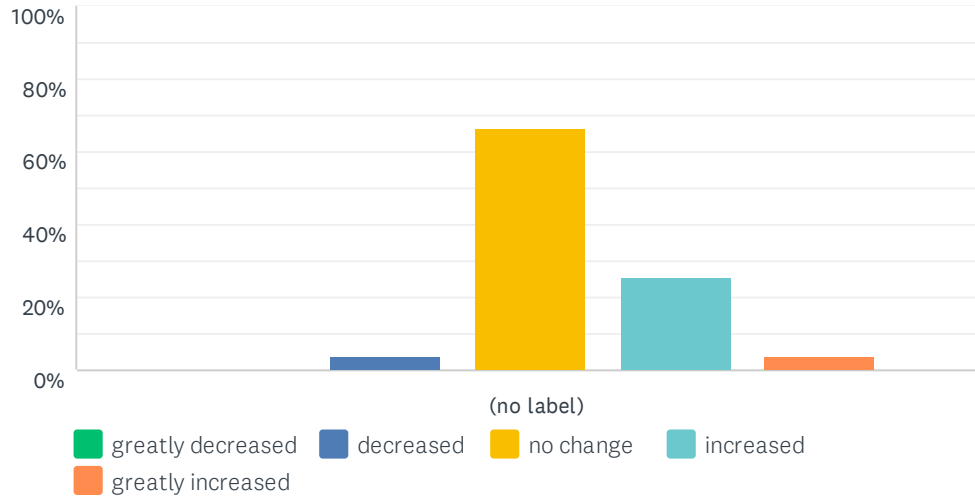


■ greatly decreased
 ■ decreased
 ■ no change
 ■ increased
 ■ greatly increased

	GREATLY DECREASED	DECREASED	NO CHANGE	INCREASED	GREATLY INCREASED	TOTAL	WEIGHTED AVERAGE
(no label)	0.50% 1	0.50% 1	12.44% 25	51.24% 103	35.32% 71	201	4.20

Q5 As a provider, have you seen a change in adolescent drug, alcohol or marijuana use?

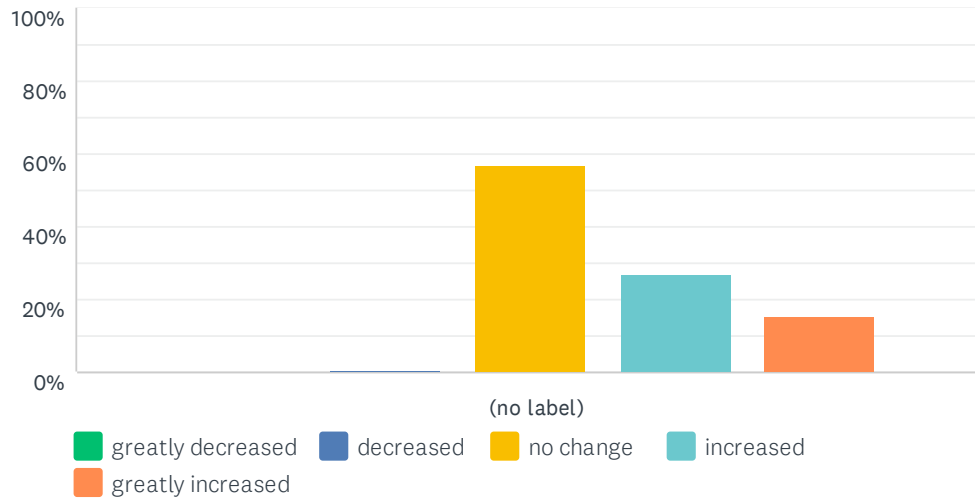
Answered: 198 Skipped: 5



	GREATLY DECREASED	DECREASED	NO CHANGE	INCREASED	GREATLY INCREASED	TOTAL	WEIGHTED AVERAGE
(no label)	0.00% 0	4.04% 8	66.67% 132	25.25% 50	4.04% 8	198	3.29

Q6 As a provider, have you seen a change in eating disorders?

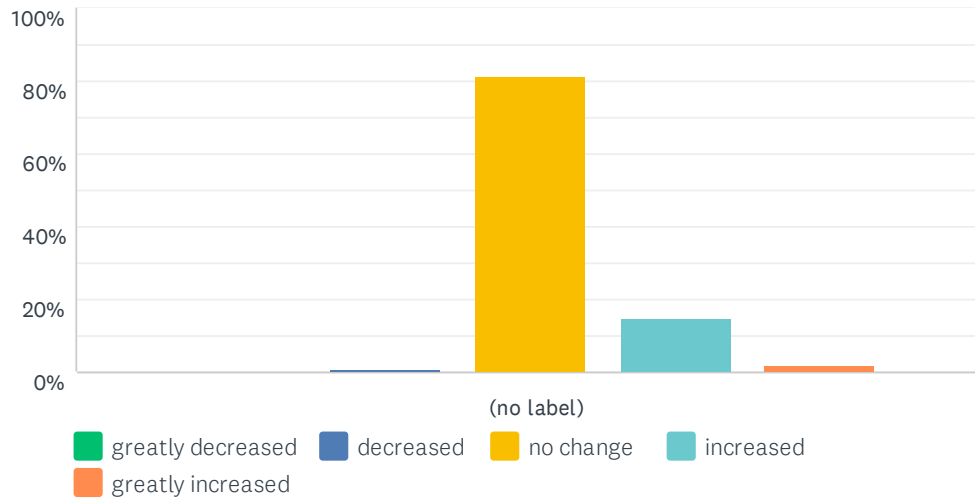
Answered: 197 Skipped: 6



	GREATLY DECREASED	DECREASED	NO CHANGE	INCREASED	GREATLY INCREASED	TOTAL	WEIGHTED AVERAGE
(no label)	0.00% 0	0.51% 1	56.85% 112	26.90% 53	15.74% 31	197	3.58

Q7 As a provider, have you seen a change in child abuse?

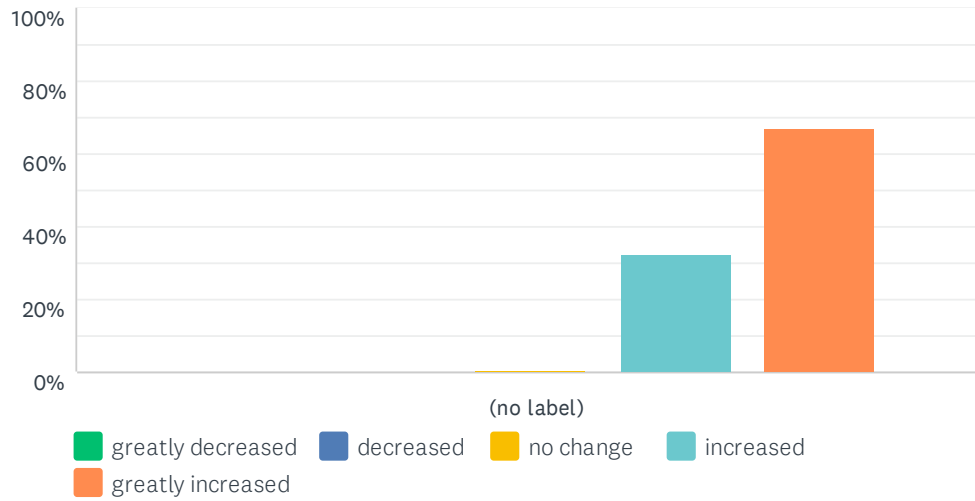
Answered: 197 Skipped: 6



	GREATLY DECREASED	DECREASED	NO CHANGE	INCREASED	GREATLY INCREASED	TOTAL	WEIGHTED AVERAGE
(no label)	0.00% 0	1.02% 2	81.73% 161	15.23% 30	2.03% 4	197	3.18

Q8 As a pediatric provider, have you seen a change in parental stress?

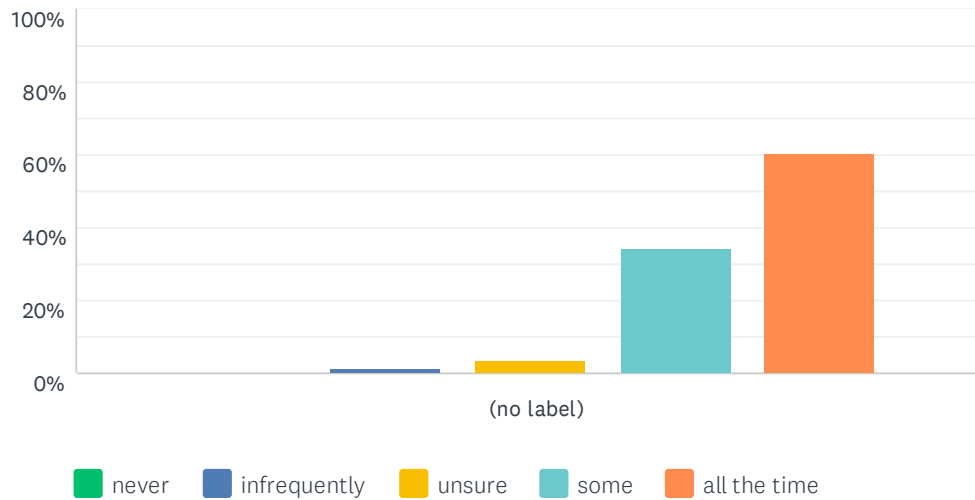
Answered: 202 Skipped: 1



	GREATLY DECREASED	DECREASED	NO CHANGE	INCREASED	GREATLY INCREASED	TOTAL	WEIGHTED AVERAGE
(no label)	0.00% 0	0.00% 0	0.50% 1	32.67% 66	66.83% 135	202	4.66

Q9 As a provider, have you heard from parents that they are unable to work from home and help with their children's on-line learning?

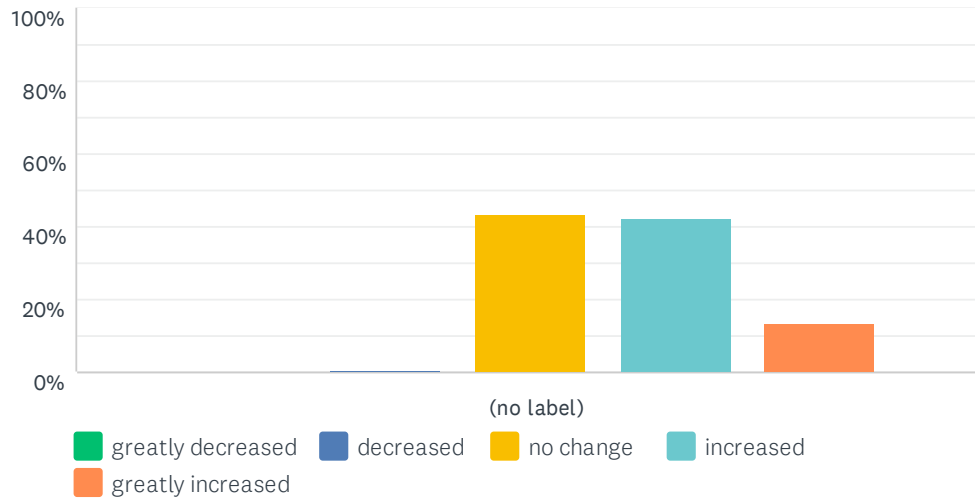
Answered: 202 Skipped: 1



	NEVER	INFREQUENTLY	UNSURE	SOME	ALL THE TIME	TOTAL	WEIGHTED AVERAGE
(no label)	0.00%	1.49%	3.47%	34.65%	60.40%	202	4.54
	0	3	7	70	122		

Q10 As a provider, have you seen a change in food insecurity?

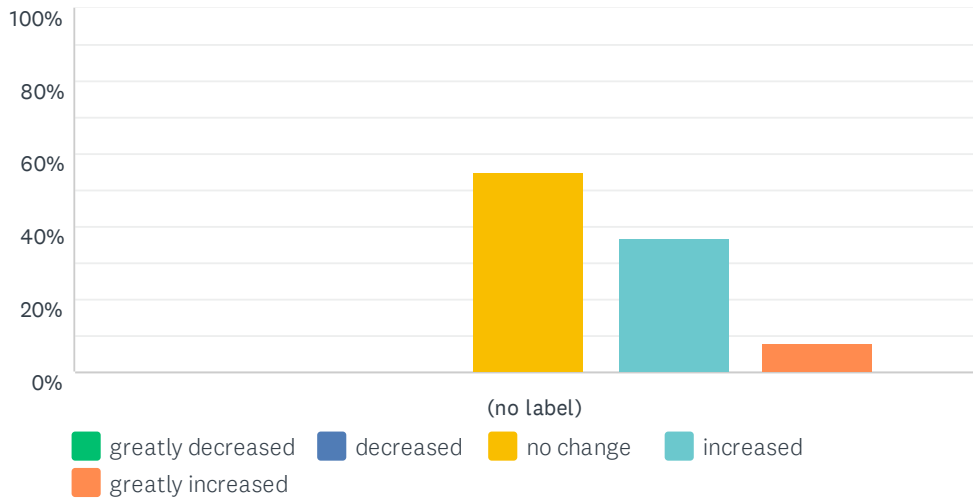
Answered: 198 Skipped: 5



	GREATLY DECREASED	DECREASED	NO CHANGE	INCREASED	GREATLY INCREASED	TOTAL	WEIGHTED AVERAGE
(no label)	0.00% 0	0.51% 1	43.43% 86	42.42% 84	13.64% 27	198	3.69

Q11 As a provider, have you seen a change in housing insecurity?

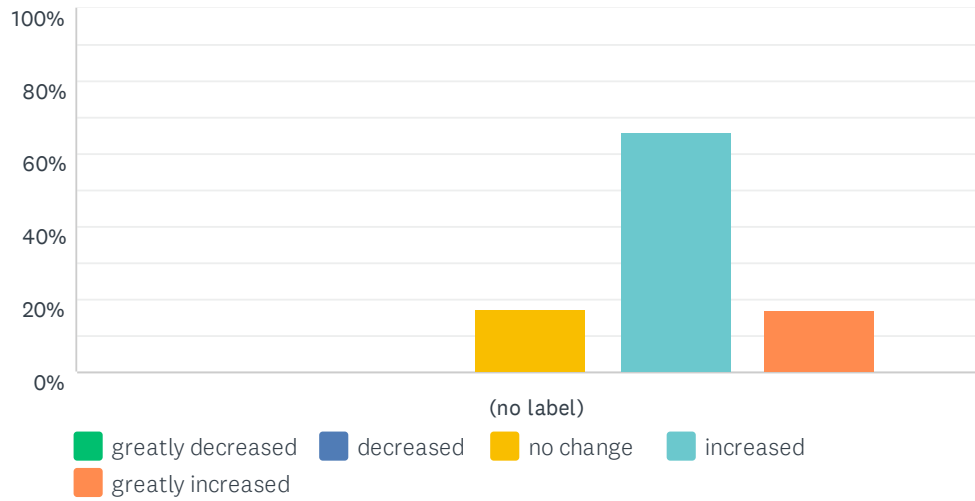
Answered: 198 Skipped: 5



	GREATLY DECREASED	DECREASED	NO CHANGE	INCREASED	GREATLY INCREASED	TOTAL	WEIGHTED AVERAGE
(no label)	0.00% 0	0.00% 0	55.05% 109	36.87% 73	8.08% 16	198	3.53

Q12 As a provider, have you seen a change in parental unemployment?

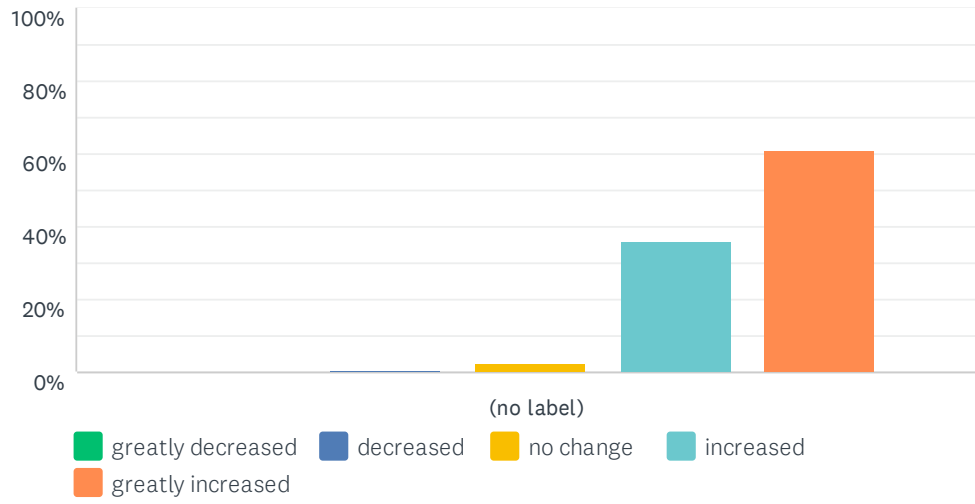
Answered: 196 Skipped: 7



	GREATLY DECREASED	DECREASED	NO CHANGE	INCREASED	GREATLY INCREASED	TOTAL	WEIGHTED AVERAGE
(no label)	0.00% 0	0.00% 0	17.35% 34	65.82% 129	16.84% 33	196	3.99

Q13 As a provider, have you seen a change in academic difficulties?

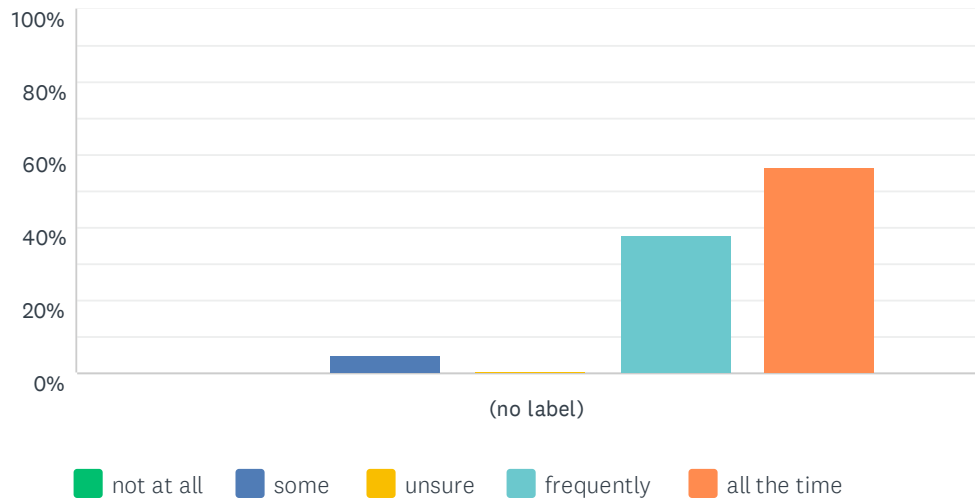
Answered: 201 Skipped: 2



	GREATLY DECREASED	DECREASED	NO CHANGE	INCREASED	GREATLY INCREASED	TOTAL	WEIGHTED AVERAGE
(no label)	0.00% 0	0.50% 1	2.49% 5	35.82% 72	61.19% 123	201	4.58

Q14 As a provider have you seen children and adolescents struggle with on-line learning?

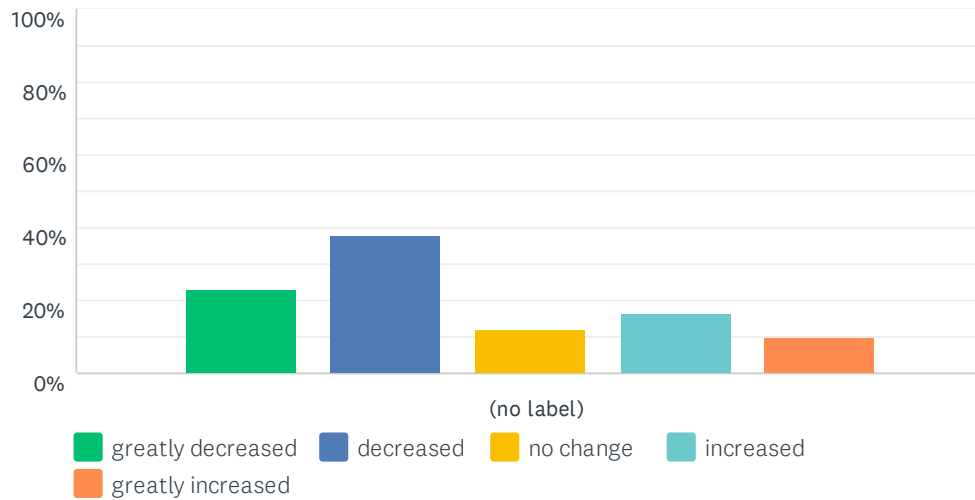
Answered: 202 Skipped: 1



	NOT AT ALL	SOME	UNSURE	FREQUENTLY	ALL THE TIME	TOTAL	WEIGHTED AVERAGE
(no label)	0.00%	4.95%	0.50%	38.12%	56.44%	202	4.46
	0	10	1	77	114		

Q15 As a provider, have you seen a change in utilization of intervention services (ABA, OT, ST, PT) since many are now virtual?

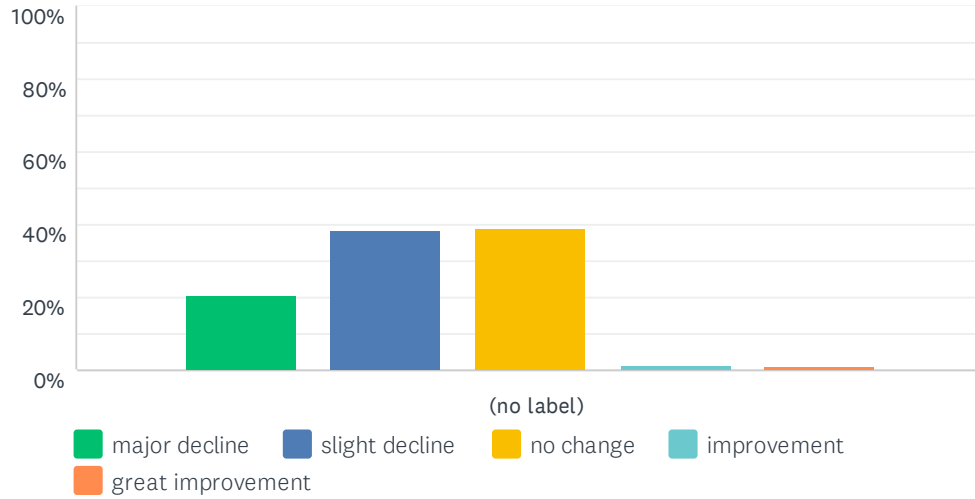
Answered: 199 Skipped: 4



	GREATLY DECREASED	DECREASED	NO CHANGE	INCREASED	GREATLY INCREASED	TOTAL	WEIGHTED AVERAGE
(no label)	23.12% 46	38.19% 76	12.06% 24	16.58% 33	10.05% 20	199	2.52

Q16 As a provider, have you seen a change in social and behavioral progress in children and adolescents with autism?

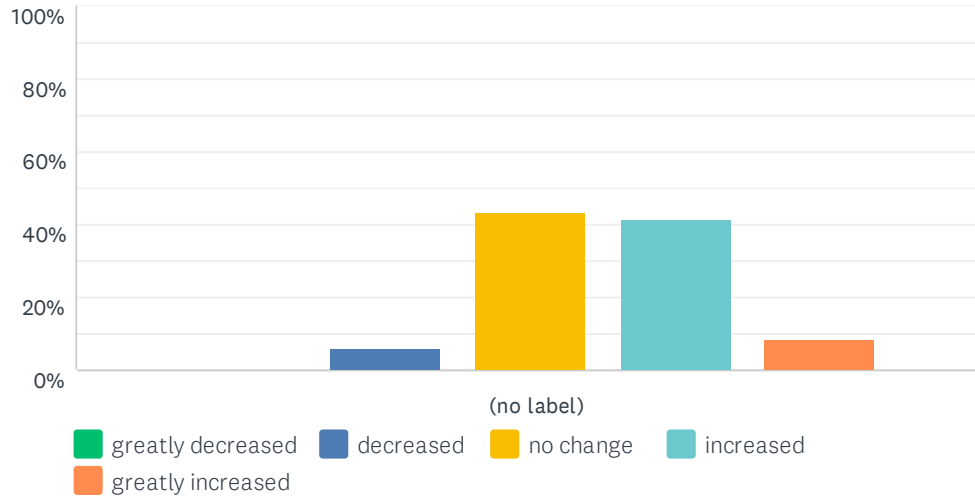
Answered: 196 Skipped: 7



	MAJOR DECLINE	SLIGHT DECLINE	NO CHANGE	IMPROVEMENT	GREAT IMPROVEMENT	TOTAL	WEIGHTED AVERAGE
(no label)	20.41%	38.27%	38.78%	1.53%	1.02%	196	2.24
	40	75	76	3	2		

Q17 As a provider, have you seen a change in incidence of newly diagnosed ADHD?

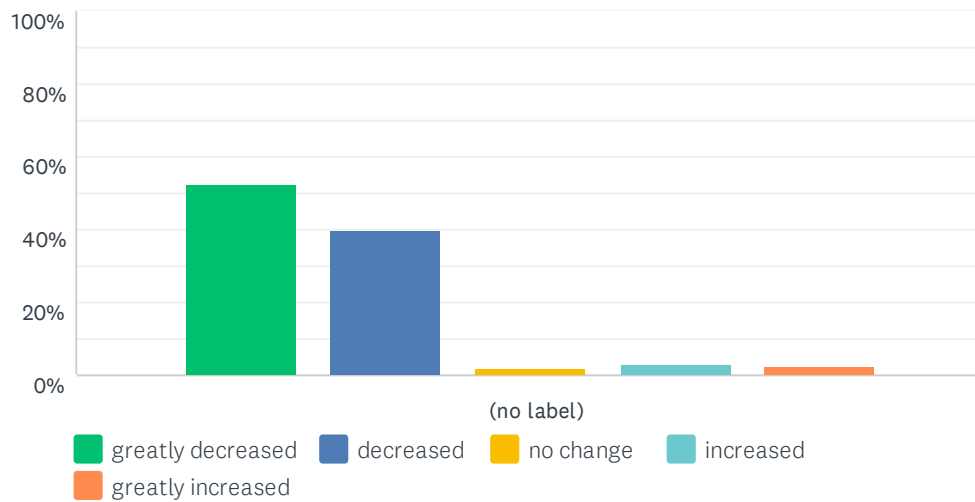
Answered: 195 Skipped: 8



	GREATLY DECREASED	DECREASED	NO CHANGE	INCREASED	GREATLY INCREASED	TOTAL	WEIGHTED AVERAGE
(no label)	0.00% 0	6.15% 12	43.59% 85	41.54% 81	8.72% 17	195	3.53

Q18 As a provider, have you seen a change in minutes per day spent in physical activity and exercise in children and adolescents?

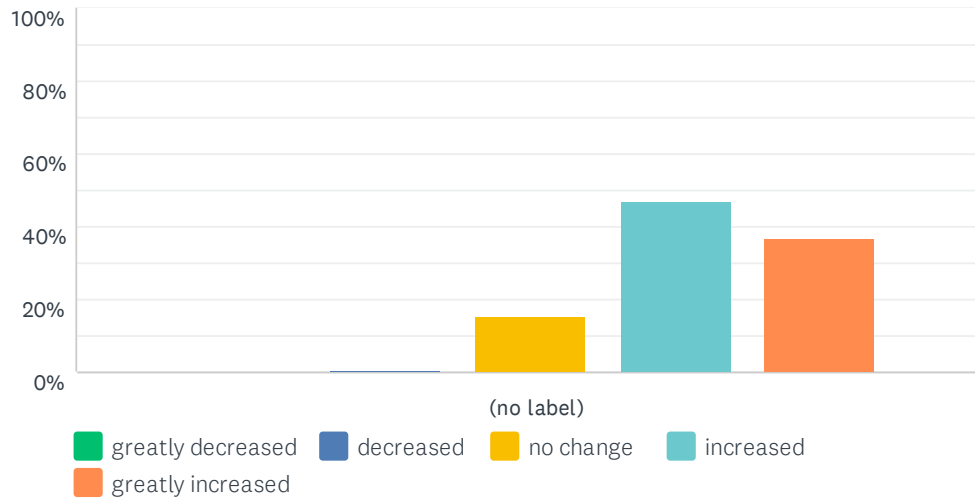
Answered: 203 Skipped: 0



	GREATLY DECREASED	DECREASED	NO CHANGE	INCREASED	GREATLY INCREASED	TOTAL	WEIGHTED AVERAGE
(no label)	52.71% 107	39.90% 81	1.97% 4	2.96% 6	2.46% 5	203	1.63

Q19 As a provider, have you seen a change in obesity?

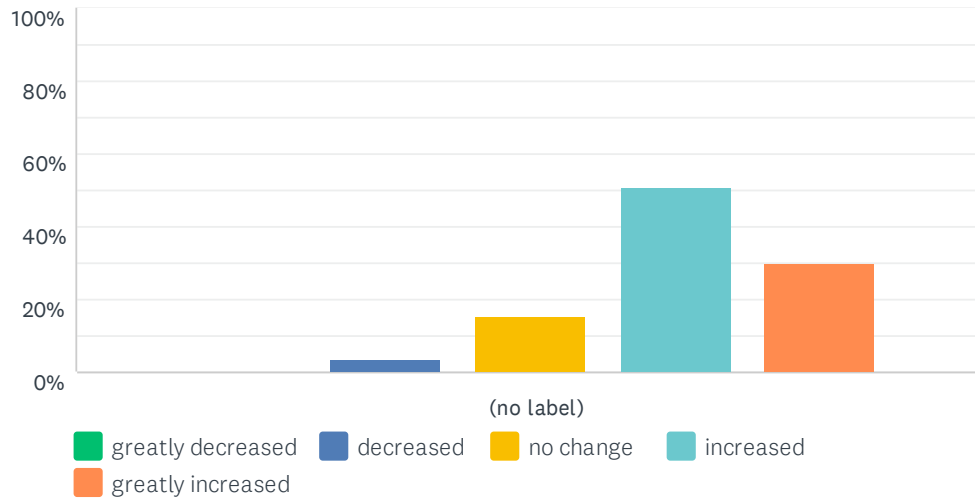
Answered: 198 Skipped: 5



	GREATLY DECREASED	DECREASED	NO CHANGE	INCREASED	GREATLY INCREASED	TOTAL	WEIGHTED AVERAGE
(no label)	0.00% 0	0.51% 1	15.66% 31	46.97% 93	36.87% 73	198	4.20

Q20 As a provider, have you seen a change in sleep problems?

Answered: 202 Skipped: 1



	GREATLY DECREASED	DECREASED	NO CHANGE	INCREASED	GREATLY INCREASED	TOTAL	WEIGHTED AVERAGE
(no label)	0.00% 0	3.47% 7	15.35% 31	50.99% 103	30.20% 61	202	4.08